

# Instructions for Use

The Remnova *Complete Bite Block* is designed for use in patients with breathing tubes and serves three main purposes:

1. Reduce patient harm associated with biting down on airway devices.
2. Help stabilize patients' endotracheal tubes thus making their airways more secure.
3. Assist airway management including intubation, extubation, visualization, suctioning and bag mask ventilation.

## Complete Bite Block Perioperative Bite Block and ETT Stabilizer

FDA Registered  
Patent Pending



Manufacturer:  
JMS Manufacturing, Inc.  
8805 Vernon Ave.  
Omaha, NE, USA 68134

US Distributor:  
Remnova LLC  
Washington, DC,  
USA 20007

Remnova *Complete Bite Block* is intended for use in patients who have healthy and natural teeth. Remnova LLC disclaims all liability for usage that does not adhere to the instructions provided. Remnova LLC is not responsible for damage arising from normal wear and tear; failure to follow instructions relating to the proper use of the Remnova *Complete Bite Block*; loss or theft, disassembly or alterations; accident, abuse, misuse, or other external causes; or exposure to extreme environmental conditions.

Remnova LLC will replace any visibly defective unit free of charge prior to usage (See Warranty). It is the responsibility of the medical provider to confirm that the bite block does not have any visible damage prior to usage in a procedure.

## Complete Bite Block Perioperative Bite Block and ETT Stabilizer

Made in USA  
FDA Registered  
Patent Pending



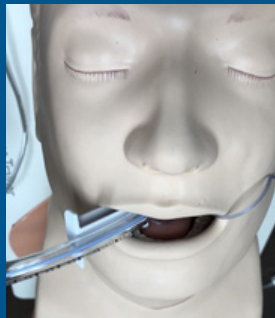
**Revolutionary  
Advancement for Patients  
and Healthcare Providers**

Call: 202.688.5434  
Email: [operations@remnova.com](mailto:operations@remnova.com)  
Visit: [www.remnova.com](http://www.remnova.com)  
Warranty, Returns, Refunds, and Printable  
Instructions: [www.remnova.com/contact](http://www.remnova.com/contact)

**RM REMNOVA**  
*The New Remedy*

# Proper Use of the Remnova

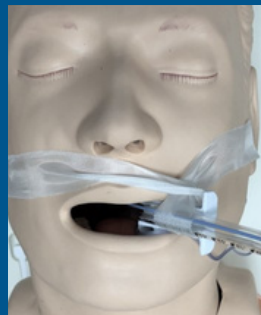
1. The *Complete Bite Block* can be placed prior to induction of anesthesia, after induction but before airway manipulation, or after airway manipulation. The device can be used with endotracheal (ET) tubes and laryngeal mask airways.
2. Insertion: If the patient is anesthetized, gently pull the jaw down to open their mouth wide. If the patient is awake, ask the patient to open mouth wide.
3. Grasp the handle [indicated below]. The *Complete Bite Block* may be inserted on either side of the patient's mouth. Simply flip the device over using the handle prior to insertion to switch sides. Using the handle, gently slide the device into the proper position in the oral cavity. The patient's top and bottom teeth should fit securely within the curved walls of the bite block. The molars should be positioned most distal to the handle. The handle should protrude outwards from the oral cavity.



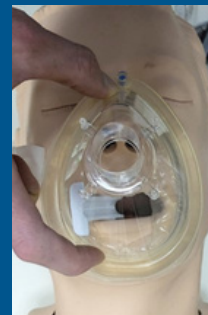
ET tube stabilized fitting along *Complete Bite Block*



Tape further secures ET tube



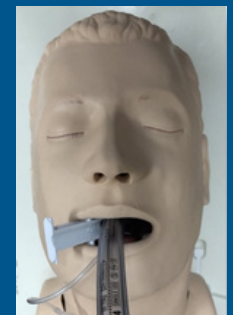
Can be flipped and protect from either side



Fits securely under mask to allow bag mask ventilation



Fits securely with oral airway inserted



Fits securely with laryngeal mask airway (LMA)

# *Complete Bite Block*


4. The endotracheal tube can then be positioned such that it fits inside the medial notch of the *Complete Bite Block* and runs along the groove in the handle.
5. Tape can be tied around the handle to further secure the ET tube.
6. The *Complete Bite Block* can be left in place for the duration of the anesthetic.
7. Removal: If the patient is anesthetized, gently pull the jaw down to open mouth wide and slide out the *Complete Bite Block* using the handle. If the patient is awake, ask the patient to open mouth wide and slide out the *Complete Bite Block* using the handle. Do not forcibly remove the device while the patient is biting down since this may have negative consequences.

Please follow all instructions for use.

## WARNINGS

- Do not use this product if the device or the sealed packaging is not intact or appears damaged.
- Do not attempt to forcibly remove from the patient's mouth while the patient is biting on the device.
- This device is for use by qualified medical personnel for the intended use only.
- The device is not X-ray opaque.
- Normal hospital protocol for disposal of clinical waste should be followed for disposal of this product. The Remnova *Complete Bite Block* is a single-use product.

Handle



FIND ADDITIONAL  
INFORMATION

Call: 202.688.5434

Email: [operations@remnova.com](mailto:operations@remnova.com)

Visit: [www.remnova.com](http://www.remnova.com)

**RM** REMNOVA

*The New Remedy*